

Inside the EA Exam

A deep dive into your MBA application's
best-kept secret



Agenda

- Introduction to GMAC
- What is the EA exam?
- Performance outcomes
- Sample questions
- Q&A



Inside the EA Exam

Introduction to GMAC

Meet your b-school advisor: GMAC

We are a global, non-profit association of over 225 leading graduate business schools founded in 1953.



Vision

A world where every person can benefit from the best business education *for them*.



Mission

Provide the tools and information necessary for schools and talent to discover and evaluate *each other*.

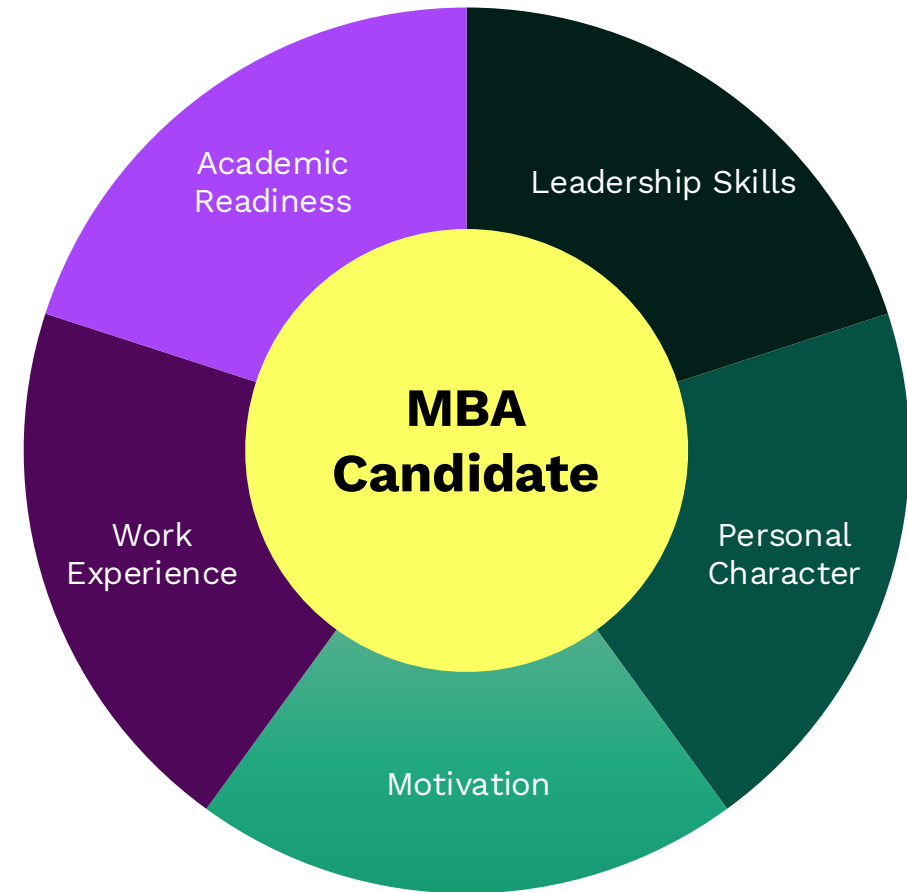


Purpose

To ensure talent never goes undiscovered.

The holistic evaluation process

- The business-school application process considers a **range of candidate attributes**.
- Components—such as essays and letters of recommendation—offer valuable insight into **soft skills and intangible qualities**.
- GMAC assessments provide **a reliable measure of academic readiness** and can help **surface standout candidates who possess:**
 - Logical & creative problem solving
 - Critical thinking and reading
 - Data literacy and information analysis



A spotlight on your academic readiness

Assessments developed by GMAC provide:

- **Unbiased, objective data points** within your holistic admissions process, ensuring **rigor and fairness** across applicant types.
- Reflects **input from faculty, deans, and admissions leaders**, aligning both exams with the **skills and qualities schools value** most in successful students.
- Strong, scientific psychometric foundation, ensuring **reliability, validity, and relevance** to the business classroom and beyond.
- Brand strength by **signaling a candidate-first approach** that recognizes diverse strengths and paths to readiness.
- **Flexibility for admissions teams** to determine the most appropriate path for each candidate while maintaining **consistent evaluation criteria**.



Put your best foot forward with GMAC



GMAT Exam

Stand Out from the Crowd

Signal your discipline, commitment, and academic horsepower for the MBA.

Executive Assessment

Demonstrate Your Skills

The most strategic and efficient path to business school for busy candidates.

Business Fundamentals POWERED BY KAPLAN


Build Classroom Confidence

Hone your Finance, Accounting, and Statistics skills before your business program begins.

Inside the EA exam

What is the EA?

Built for the modern b-school candidate




Quality

- Designed with business schools
- High reliability and validity



Convenience

- Short (90 mins.)
- Minimal prep
- Available at test centers or online



Relevance

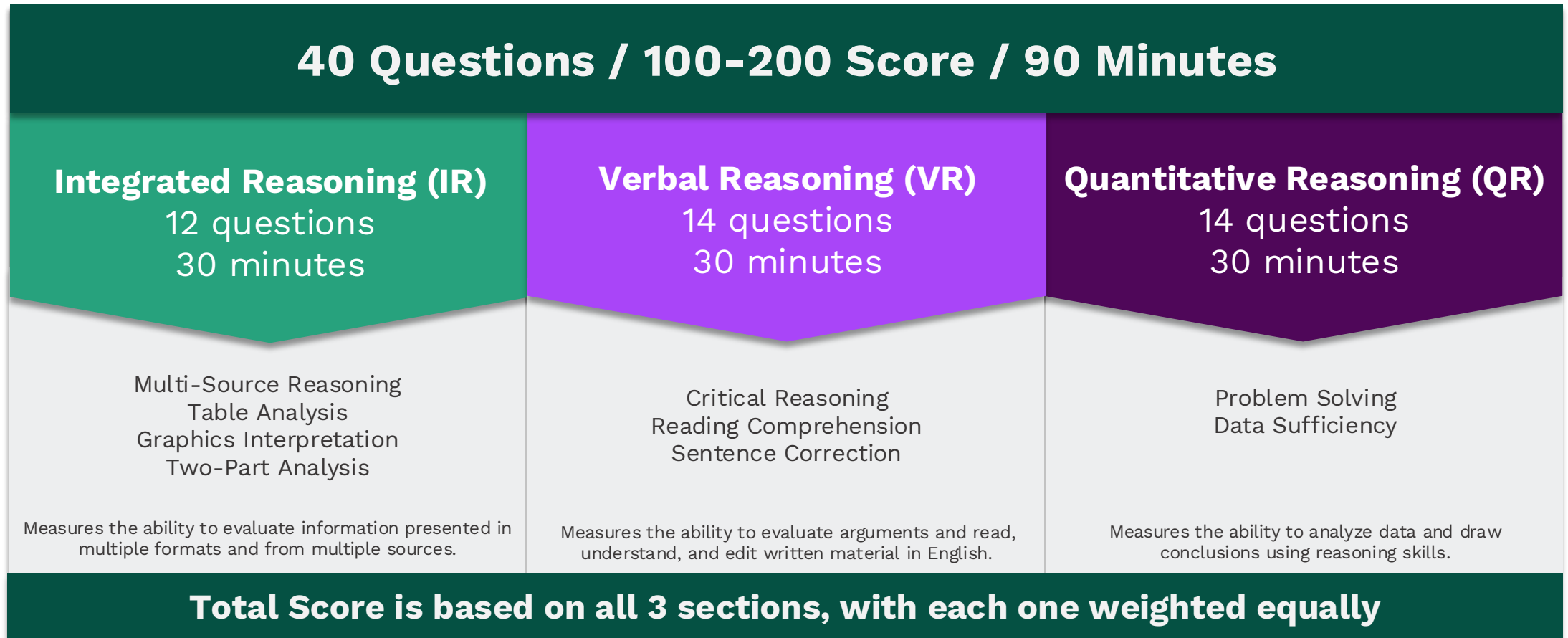
- Content is b-school and business-relevant
- Adapts to candidate ability
- Confirms b-school readiness



Flexible

- Unlimited score sending
- Appointments 24/365
- Unlimited rescheduling
- No rescheduling fees*
- Readiness vs. screening tool (ex. GMAT)

Structured for efficiency

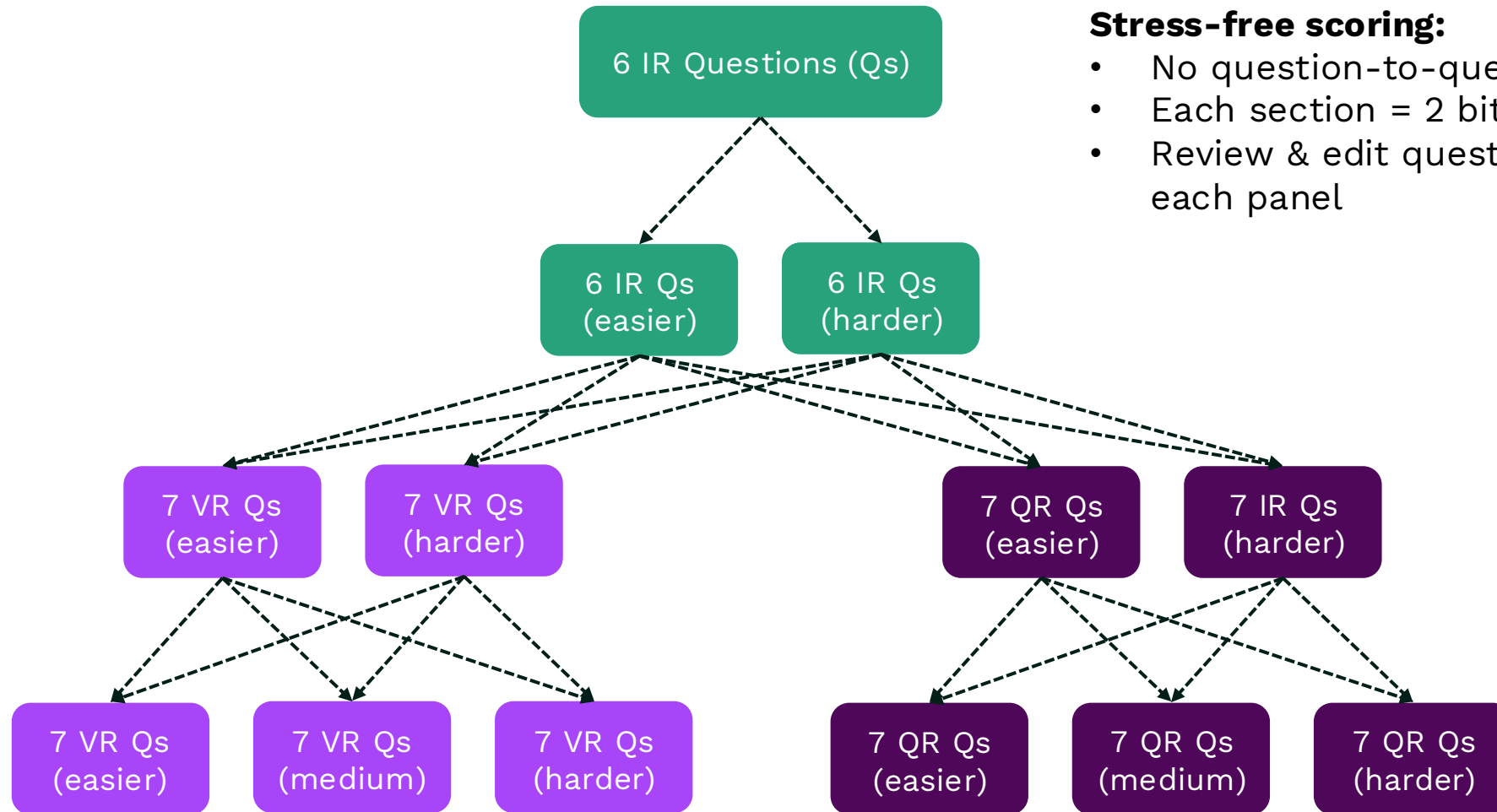


Content Comparison: EA and GMAT

EA Exam: 40 Questions / 100-200 Score / 90 Minutes		
Integrated Reasoning (IR) 12 questions 30 minutes	Verbal Reasoning (VR) 14 questions 30 minutes	Quantitative Reasoning (QR) 14 questions 30 minutes
Multi-Source Reasoning Table Analysis Graphics Interpretation Two-Part Analysis	Critical Reasoning Reading Comprehension Sentence Correction	Problem Solving Data Sufficiency

GMAT Exam: 64 Questions / 205-805 Score / 2 Hours 15 Minutes		
Data Insights (DI) 20 questions 45 minutes	Verbal Reasoning (VR) 23 questions 45 minutes	Quantitative Reasoning (QR) 21 questions 45 minutes
Multi-Source Reasoning Table Analysis Graphics Interpretation Two-Part Analysis Data Sufficiency	Critical Reasoning Reading Comprehension Sentence Correction	Problem Solving Data Sufficiency

Section adaptive design



Stress-free scoring:

- No question-to-question concern
- Each section = 2 bite-sized panels
- Review & edit questions between each panel

What is the EA?

Accepting programs

Americas:

Asia Pacific:

Europe:



What is the EA?

Full-time MBA programs

50% EA test-takers applied to full-time MBA programs in 2025.

Americas:

Asia Pacific:

Europe:

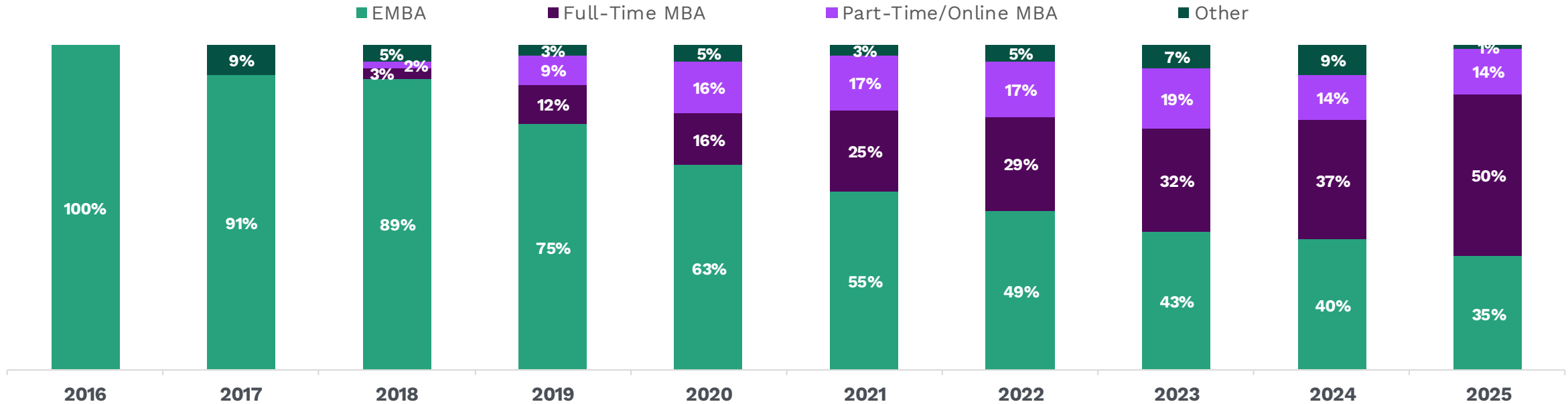




Download full list:

Evolution of program mix

EA Score Reports by Program Type



EA launches with EMBA pilot programs

7 schools
21 programs

EA adoption by EMBA and Exec. MS. programs continues to grow rapidly

85 schools
170 programs

EA adoption by PTMBA & FTMBA programs begins mostly by current EA-using schools

EA adoption across program types continues

130 schools
320 programs

The best-kept secret in GME

“Candidates respond with visible relief when they learn about the EA.” – Georgetown McDonough



Purpose	Readiness exam	Readiness exam	Selection exam
Duration	90 mins. ✓	120 mins.	135 mins.
Exam content	3 sections ✓ 40 questions ✓ No essay ✓	5 sections 55 questions 1 essay	3 sections 64 questions No essay
Score delivery	24 hours ✓	7-10 days	3-5 days
Time per question	2.25 mins. ✓	1.6 mins.	2 mins.
Exam fees	\$350 (includes unlimited score sending and rescheduling) ✓	\$220 (does not include unlimited score sending or rescheduling)	\$275-\$310 (does not include unlimited score sending or rescheduling)
Prep fees	\$195 prep bundle ✓	\$249 prep bundle	\$299 prep bundle

The EA is **easier to take** and **faster to prep for** while meeting the **high-quality** of a GMAC exam.

What is the EA?

Prep considerations

- What is your learning style?
- How disciplined are you?
- How comfortable are you with the subject matter and questions types?
- Important to simulate test center conditions
- Have a plan with learning objectives



What is the EA?

EA Official Prep

***EA Official Prep* resources include:**

- 4 full-length practice exams
- 300 practice questions across all 3 sections
- 50 additional IR practice questions

Based on a recent EA test taker survey:

- **75%** of respondents used *EA Official Prep* materials to prepare
- **95%** of *EA Official Prep* users felt “mostly” or “fully” prepared for the actual EA
- **36%** are spending **less than 2 weeks preparing**



64% EA test-takers spend 4 weeks or less preparing for their exam.

Free EA prep



Questions Sampler

Take the first step towards your EA preparation journey with our 9 free sample questions that help you get familiar with the question types included on the assessment.*

Try sample questions:



**free mba.com account required*



4-Week Study Planner

Get our self-guided, step-by-step worksheet to help you prepare for the EA exam in as little as 4 weeks with exclusive preparation prep recommendations, tips and tools, & progress tracker!

Download study planner:



What is the EA?

A real EA prep plan, from start to test day

Follow **GMAC Zach's** 10-week journey preparing for the Executive Assessment—studying just **three hours a week** while balancing a full schedule.

Along the way, he's guided by GMAT/EA test prep expert **Stacey Koprince of Manhattan Prep**, breaking down what *actually* matters at every stage of studying.

Across 10 episodes, you'll get:

- Section deep dives (Quant, Verbal, IR)
- Study planning and time management strategies
- Practice exam reviews and performance insights
- How to adjust when things don't go as planned
- What to expect on test day—and how to be ready

Watch or Listen: **Inside the GMAT**



Accommodations

To make the EA exam broadly accessible, accommodations are available for EA test takers who meet certain eligibility criteria and properly document their request.

Available accommodations include:

- Extended testing time
- Additional break time
- Assistive technology
- Access to person medical devices and other resources



**Learn
more:**



Inside the EA exam

Testing experience

Test Center: What you need to bring

You must have acceptable and valid ID with your name, signature, and photograph. Your documents must exactly match your registration, or you may not be able to test. ID requirements are strictly enforced.

What you **can** bring:

- Approved identification
- Appointment confirmation email
- Prescription eyeglasses, without the case
- Light sweater or light non-outerwear jacket
- Permitted comfort items

What you can **store in a locker**:

- Phones, communication devices watches, writing utensils, scratch paper, and more.

What you **cannot** bring:

- Food, drink, and candy are not allowed unless expressed pre-authorized as an accommodation.
- Weapons of any kind, or any object that could be used as a weapon.



Test Center: Before the exam starts

- Present appropriate identification.
- Provide a palm vein scan (where permitted by law).
- Provide a digital signature stating that you understand and agree to the Test Taker Rules & Agreement.
- Sit for a digital photograph.
- The test administrator will provide you with the equivalent of five erasable note boards.
 - If you fill up your note boards during the test, please raise your hand; the test administrator will collect the note boards you have and give you replacements.
- The testing room will have proctors and electronic surveillance.



**Learn
more:**



Online: What you need to bring

You must have acceptable and valid ID with your name, signature and photograph. Your official ID documents must exactly match your registration, or you may not be able to test. ID requirements are strictly enforced.

Note-taking materials:

- 1 erasable whiteboard no larger than 12 in. x 20 in. (30 cm. x 50 cm.)
- Up to 2 dry erase markers
- 1 dry erase whiteboard eraser

Not allowed:

- Pens, pencils, permanent markers
- Paper or paper in a clear slide
- Whiteboard spray
- Chalkboards
- Writing tablets



Online whiteboard

Strategies:

- Pan and zoom for unlimited workspace
- Favor undo over erase or clear
- Create a time management grid
- Use text boxes + keyboard instead of writing “by hand”
- Utilize the shapes tool to make/replicate boxes, grids, or Venn diagrams
- Reduce mouse speed for more control and precision



Online system requirements

Computer requirements

- Desktop or laptop computer. All tablets and mobile devices are strictly forbidden.
- Approved operating system:
 - Windows® OS versions – 10 or 11
 - OR**
 - macOS® versions – 10.15 or higher
- Chrome™ or Safari® browser
- Multiple monitors or dual screen are not permitted.

Mic & speaker requirements

- Internal or external microphone
- Internal or external speaker
- You cannot use a headset or earphones.

Camera requirements

- A built-in camera in the computer or a separate webcam
- Before the test starts, you will need to show a 360-degree view of the room, including your tabletop surface.

Online: Before the exam starts

- Run a final systems check and fix any issues before your attempt to check in for your exam. All issues must be resolved before your appointment time.
- Download and install the secure browser.
- Close all browsers and applications on your computer not needed for the test.
- Prepare your testing area by removing all prohibited items, ensuring you can plug into a power source, and check that your internet connection is stable and wired (if possible).
- Login at least 15 minutes before your scheduled appointment time to allow enough time for the check-in process.

**Learn
more:**



Inside the EA exam

Sample questions

Integrated reasoning

Multi-source reasoning

Test takers are asked to use text, charts, and/or tables from two to three sources of information to answer questions.

Calculator

Email #1
Email #2
Email #3

Email from administrator to research staff

January 15, 10:46 a.m.

Yesterday was the deadline for our receipt of completed surveys from doctors who were invited to participate in the Medical Practice Priorities Survey. Did we get enough returns from this original group of invitees to get reliable statistics? Do we need to invite additional participants?

Consider each of the following statements. Does the information in the three emails support the inference as stated?

Yes	No
<input type="radio"/>	<input type="radio"/>
The administrator is unwilling to invite as many participants in the second group as were invited in the first group.	
<input type="radio"/>	<input type="radio"/>
The project coordinator does not expect to be able to meet the goal for numbers of completed surveys received.	
<input type="radio"/>	<input type="radio"/>
The administrator is willing to accept some risk of exceeding the budget for compensating participants.	

Table analysis

Test takers are presented with a sortable table of information, which must be analyzed to determine if answer statements are accurate.

Calculator

Sort By: Airport City

City	Airport			Passengers			Movements		
	Country	Code	Number	% change	Rank	Number	% change	Rank	
Amsterdam	NLD	AMS	47,430,019	-0.8	14	446,592	-1.7	17	
Atlanta	USA	ATL	90,039,280	0.7	1	978,824	-1.6	1	
Beijing	CHN	PEK	55,937,289	4.4	8	431,670	8.0	21	
Charlotte	USA	CLT	34,739,020	4.7	26	536,253	2.6	9	
Chicago	USA	ORD	69,353,876	-9.0	2	881,566	-4.9	2	
Dallas/Ft Worth	USA	DFW	57,093,187	-4.5	7	656,310	-4.3	3	
Denver	USA	DEN	51,245,334	2.8	10	619,503	0.9	5	
Detroit	USA	DTW	35,135,828	-2.4	24	462,520	-1.0	15	
Frankfurt	DEU	FRA	53,467,450	-1.3	9	485,783	1.4	12	
Houston	USA	IAH	41,709,389	-3.0	16	576,062	-4.6	7	
Las Vegas	USA	LAS	43,208,724	-8.0	15	578,949	-5.0	6	
London	GBR	LHR	67,056,379	-1.5	3	478,518	-0.6	13	
Los Angeles	USA	LAX	59,497,539	-4.7	6	622,506	-8.6	4	
Madrid	ESP	MAD	50,824,435	-2.4	11	469,740	-2.6	14	
Miami	USA	MIA	34,063,531	1.0	29	371,519	-3.8	29	
Minneapolis	USA	MSP	34,056,443	-3.0	30	450,044	-0.7	16	
Munich	DEU	MUC	34,530,593	1.7	27	432,296	0.1	20	
Newark	USA	EWB	35,360,848	-2.8	23	434,428	-0.4	19	
Paris	FRA	CDG	60,874,681	1.6	5	559,816	1.3	8	
Phoenix	USA	PHX	39,891,193	-5.4	17	502,499	-6.8	10	
San Francisco	USA	SFO	37,234,592	4.7	21	387,710	2.2	24	

Each column of the table can be sorted in ascending order by clicking on the word "Select" above the table and choosing, from the drop-down menu, the heading of the column on which you want the table to be sorted.

Consider each of the following statements about these airports. For each statement indicate whether the statement is true or false, based on the information provided in the table.

True	False
<input type="radio"/>	<input type="radio"/>
The airport experiencing the greatest percent decrease in total passengers from 2007 to 2008 also experienced the greatest decrease in the percent of movements.	
<input type="radio"/>	<input type="radio"/>
The airport with the median rank based on total number of passengers is the same as the airport with the median rank based on total number of movements.	
<input type="radio"/>	<input type="radio"/>
Exactly 50% of the airports that experienced an increase in both total number of passengers and in total number of movements are located in the United States (USA).	

The table above gives information for 2008 on total passengers (total passengers enplaned and deplaned with passengers in transit counted once) and total movements (landing and takeoff of an aircraft) for 21 airports throughout the world. The 21 airports were chosen for inclusion in the table because, in 2008, each was among the busiest 30 airports in the world in terms of both total passengers and total movements. In addition to the numbers of total passengers and total movements for each airport, the table also gives the percent of increase and decrease over the numbers for 2007 and the rank of the airport for total passengers and total movements.

31

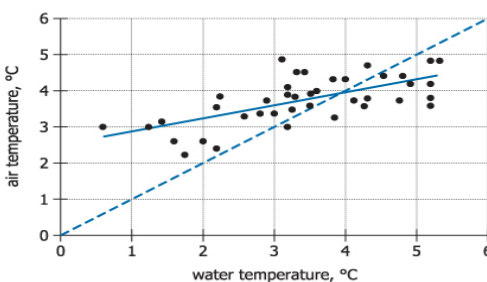
Did you know? The IR section is *almost* identical to Data Insights on the GMAT

Integrated reasoning

Graphics interpretation

Test takers are asked to interpret a graph or graphical image and select from a drop-down list to make response statements accurate.

Calculator



The graph at the left is a scatter plot with 40 points, each representing the temperature of the ocean water, measured at a fixed location off the coast of West Iceland, and the air temperature, measured on land at a fixed location in West Iceland. Both the water temperature and the air temperature, in degrees Celsius, were measured at noon on Wednesday of each of 40 consecutive weeks last year. The solid line is the regression line and the dashed line is the line through the points (0,0) and (6,6).

Use the drop-down menus to fill in the blanks in each of the following statements based on the information given by the graph.

The relationship between the water temperature and the air temperature is Select...

The slope of the regression line is Select... the slope of the dashed line.

Two-part analysis

A question will involve two components for a solution. Possible answers will be given in a table format with a column for each component and rows with possible options; test takers are asked to consider the options provided.

Calculator

Organization A currently has 1,050 members. Organization B currently has 1,550 members. The number of members of Organization A and the number of members of Organization B are increasing annually, each at its own constant rate. Analysts project that if each of these organizations maintains its constant annual rate of membership increase, five years from now they will for the first time have the same number of members, and in subsequent years Organization A will have more members than Organization B.

In the table below, identify a rate of increase, in members per year, for Organization A and a rate of increase, in members per year, for Organization B that together are consistent with the analysts' projection. Make only one selection in each column.

Organization A	Organization B	Rate of increase (members per year)
<input type="radio"/>	<input type="radio"/>	10
<input type="radio"/>	<input type="radio"/>	30
<input type="radio"/>	<input type="radio"/>	40
<input type="radio"/>	<input type="radio"/>	120
<input type="radio"/>	<input type="radio"/>	130
<input type="radio"/>	<input type="radio"/>	150

Quantitative reasoning

Problem solving

Question:

The price of lunch for 15 people was \$216.00, including a 20 percent gratuity for service.

What was the average price per person, EXCLUDING the gratuity?

- A. \$11.52
- B. \$12.00
- C. \$13.80
- D. \$14.00
- E. \$15.87

Quantitative reasoning

Data sufficiency

Question:

In a certain class, one student is to be selected at random to read. What is the probability that someone under 17 years old will read?

- 1. Two-thirds of the students in the class are under 17 years of age.**
 - 2. Ten of the students in the class are girls.**
-
- A. Statement (1) ALONE is sufficient, but statement (2) alone is not sufficient.
 - B. Statement (2) ALONE is sufficient, but statement (1) is not sufficient.
 - C. BOTH statements TOGETHER are sufficient, but NEITHER statement ALONE is sufficient.
 - D. EACH statement ALONE is sufficient.
 - E. Statements (1) and (2) TOGETHER are not sufficient.

Verbal reasoning

Sentence correction

Question:

Carnivorous mammals can endure what would otherwise be lethal levels of body heat because they have a heat-exchange network which kept the brain from getting too hot.

- A. which kept
- B. that keeps
- C. which has kept
- D. that has been keeping
- E. having kept

Verbal reasoning

In 1988 services moved ahead of manufacturing as the main product of the United States economy. But what is meant by “services”? Some economists define a service as something that is produced and consumed simultaneously, for example, a haircut. The broader, classical definition is that a service is an intangible something that cannot be touched or stored. Yet electronic utilities can store energy, and computer programmers save information electronically. Thus, the classical definition is hard to sustain.

The United States government’s definition is more practical: services are the residual category that includes everything that is not agriculture or industry. Under the definition, services include activities as diverse as engineering and driving a bus. However, besides lacking a strong conceptual framework, this definition fails to recognize the distinction between service industries and service occupations. It categorizes workers based on their company’s final product rather than on the actual work the employees perform.

Thus, the many service workers employed by manufacturers – bookkeepers or janitors, for example – would fall under the industrial rather than the services category. Such ambiguities reveal the arbitrariness of this definition and suggest that, although practical for government purposes, it does not accurately reflect the composition of the current United States economy.

Reading comprehension

Question:

The author of the passage is primarily concerned with:

- A. discussing research data underlying several definitions
- B. arguing for the adoption of a particular definition
- C. exploring definitions of a concept
- D. comparing the advantages of several definitions
- E. clarifying some ambiguous definitions

Verbal reasoning

Critical reasoning

Question:

A city plans to attract new citizens with new housing and new facilities such as parks, recreation centers, and libraries. One component of the city's plan is to require that developers seeking permission to build this new housing provide these additional facilities at no cost to the city.

Which of the following, if true, would point to a possible flaw in the city's plan?

- A. Light, non-polluting industries have located in the area, offering more jobs and better paying jobs than do the more-established industries in the area.
- B. Other towns and cities nearby have yet to embark on any comparable plans to attract new citizens.
- C. Most developers see the extra expense of providing municipal facilities as simply one of the many costs of doing business.
- D. Developers would pass along their costs to the buyers, thereby raising the cost of housing units beyond the ability of likely purchasers to afford them.
- E. Studies show that purchasers of new houses, especially first-time buyers, ran recreational resources as an important factor in deciding to buy a particular house.

Ready to take your next steps?

Your business school journey starts at [gmac.com](https://www.gmac.com)